WELDALLOY

CATALOGUE



Contents

LLOYD'S REGISTER QUALITY ASSURANCE · ISO9001

CERTIFIED QUALITY SYSTEM UNI EN ISO 9001/2000

SINCERT DNV

Certified quality control system ISO 9001

CRANBROOK PRESS TEL 07 4632 3899

"Pig's Tail"™ PROTECTIVE WRAPPING



USE "PIG'S TAIL"™ FOR:

- ✓ Hydraulic, gas and air hoses/pipes
- ✓ Welding leads
- ✓ Electrical leads
- ✓ Sapling/plant protection

Protect your investment with "Pig's Tail"™ Protective Wrapping. "Pig's Tail"™ is designed for heavy duty bundling and protection, featuring rounded edges for safe and easy installation.

Hydraulic systems are the cornerstone of many industrial processes, providing the power to drive plant and equipment in many diverse applications. A key component of these systems is the hydraulic hose, which if damaged by wear, or accident, can have a major impact on productivity.

The cost of such failure cannot simply be measured in terms of the replacement cost of the hose, but also by the financial impact caused by unplanned equipment downtime and lost production.

"Pig's Tail"™ Protective Wrapping provides a quick and cost effective method for minimising these production losses.

"Pig's Tail"™ is a HDPE (High Density Polyethylene) protective wrapping designed for easy installation to existing hydraulic hoses, providing protection against wear and damage caused by misuse, poor maintenance, or aggressive working environments.

"Pig's Tail"™ Protective Wrapping offers the following performance benefits:

- Developed to increase the service life of hydraulic hoses
- Manufactured from tough HDPE for ultimate protection against abrasive wear and crushing damage
- Unique rounded edges facilitate installation and reduce risk of exposed sharp edges
- Wide range of sizes suits most hose diameters
- Can be used to protect a single hose or to bundle hoses/cables together
- Spiral cut for ultimate flexibility
- Resistant to chemical attack and suitable for use in the most aggressive environments
- Suitable for use with equipment operating across a wide temperature range (-10°C to 90°C)
- Fire resistant and anti-static versions available for use in sensitive environments
- Suitable for use with all hydraulic fluids including glycol and phosphate ester based products.

TYPICAL APPLICATIONS

- Hydraulic hose protection and bundling on static plant and equipment
- fork lift trucks
- mobile plant equipment
- air hoses on trucks and air driven equipment.

TECHNICAL INFORMATION

Hose Armouring & Guarding

INSTALLATION INSTRUCTIONS

Select the correct diameter of "Pig's Tail"™ for the outside diameter of the hose to be protected *(see page five)*. Cut the "Pig's Tail"™ to the correct length, ensuring that the ferrule of each end of the hose is covered. Starting at one end of the hose, wrap the "Pig's Tail"™ around the hose, working in the direction of the spiral.

For multiple hose and cable protection, select the diameter by measuring the total diameter of all hoses and cables together, then follow the directions above. For multiple hose protection, it is advisable to leave a short length of hose exposed to reduce putting strain on the ferrules. For bundles of larger diameter hoses, it may be necessary to provide additional support using chains or brackets.

DATA SHEET - Typical properties

The raw material from which "Pig's Tail"™ is produced, is manufactured from high molecular weight extrusion grade polyethylene. The product exhibits extremely good environmental stress crack resistance (ERS) and conforms with the Australian Standard AS2070 – plastic material for food consumption use.

PHYSICAL PROPERTIES	TEST METHOD	UNIT	VALUE
Density	ASTM D 1505	g/cm^3	0.954
Melt index 2,16kg 5,0kg Carbon Black Content	 ASTM D 1238 ASTM D 1238 ASTM D 1603	 g/10 min g/10 min %	 0.1 0.56 2~2.5
Tensile Properties Tensile strength at yield (min) Tensile strength at break (min) Elongation at break (min) Flexural modulus Environmental Stress Crack Resistance Condition B, F50 (min) Hardness (min) Impact strength (Izod, method A, min)	ASTM D 638 (IV) ASTM D 790 ASTM D 1693 ASTM D 2240 ASTM D 256	 kg/cm^2 kg/cm^2 % kg/cm^2 hr shore "D" kg-cm/cm	 230 300 500 8800 1000 63 30
Brittleness tem. (min)	ASTM D 746	°C	-75
Vicat softening tem.	ASTM D 1525	°C	123
Oxidative Induction Time at 200 °C	ISO / TR 10837	%	16
Modulus of Elasticity	ASTM D 790	Min	40
Thermal conductivity	ASTM D 177	Watt/m°C	0.4
Coef. of linear thermal expansion	ASTM D 696	1°C	0.00013
Specification data Material Classification Cell Classification	 ASTM D 1248 ASTM D 3350	 - -	 III C 5 P34 345434 (PE 3408)

These are typical values for compression moulded specimens; the properties of these materials in extruded pipe form, or as moulded fittings, will vary slightly in each individual case owing to morphological differences arising from the different processing methods.

All standard "Pig's Tail"™ sizes are available in:

- Black
- Yellow
- Red
- Blue

NOMINAL INTERNAL & EXTERNAL DIMENSIONS			
PRODUCT CODE	ID mm	OD mm	Wall mm
R9SSG	7	9	1
R12SSG	9.5	12.5	1.5
R16SSG	12.5	16	1.75
R20SSG	16	20	2
R25SSG	21	25	2
R32SSG	27	32	2.5
R40SSG	34	40	3
R50SSG	44	50	3
R63SSG	55	63	4
R75SSG	66	75	4.5
R90SSG	79	90	5.5
R110SSG	99	110	5.5
R125SSG	114	125	5.6
R140SSG	130	140	5.6
R160SSG	145	160	6

PRODUCT CODE	Roll Size m	Typical Uses	Hose OD Range Fitting Chart
R12SSG	50	Electrical Harnesses & Single Phase Leads	9 mm - 12 mm
R16SSG	50 & 20	Single & Three Phase Leads	12 mm - 17 mm
R20SSG	50 & 20	TIG Cables & Air Hoses	16 mm - 22 mm
R25SSG	50 & 20	Oxy-Acetylene Hoses / MIG Leads	22 mm - 23 mm
R32SSG	50 & 20	Heavy Duty Cables / MIG Leads (wire feeder to rectifier)	27 mm - 33 mm
R40SSG	50 & 20	Hydraulic Hoses, Plasma Cutters	33 mm - 42 mm
R50SSG	50 & 20	Hydraulic Hoses, Electrical Wiring	42 mm - 55 mm
R63SSG	20	Hydraulic Hoses	52 mm - 65 mm
R75SSG	20	Heavy Duty Hydraulics	65 mm - 80 mm
R90SSG	20	Banking Hydraulics	80 mm - 130 mm
R110SSG	12	Banking Hydraulics	100 mm - 150 +

PRODUCT CODE	Metres per carton	
	BLACK	RED / BLUE / YELLOW
R9SSG	25/150	N/A
R12SSG	50	50
R16SSG	20 & 50	20
R20SSG	20 & 50	20
R25SSG	20 & 50	20
R32SSG	20 & 50	20
R40SSG	20 & 50	20
R50SSG	20 & 50	20
R63SSG	20	20
R75SSG	20	20
R90SSG	20	20
R110SSG	12	12
R125SSG	12	12
R140SSG	8	8
R160SSG	6	6

FRAS

Fire Resistant Anti Static "Pig's Tail"™

FRAS "Pig's Tail"™ is a conductive thermoplastic compound on a polyethylene base. Conductivity is achieved by using special conductive carbon black. In addition to low electrical resistivity, FRAS is flame retardant and has an extremely good balance of mechanical properties.

FRAS "Pig's Tail"™ is available in BLACK only.

Black

TESTED TO AS 2600 & ALSO TESTED TO

- ✓ **AS 1180.10B**
- ✓ **AS 1180.13A**

NOMINAL INTERNAL & EXTERNAL DIMENSIONS				
PRODUCT CODE	ID mm	OD mm	Wall mm	Metres per Carton
FRAS12	9.5	12.5	1.5	50
FRAS16	12.5	16	1.75	20
FRAS20	16	20	2	20
FRAS25	21	25	2	20
FRAS32	27	32	2.5	20
FRAS40	34	40	3	20
FRAS50	44	50	3	20
FRAS63	55	63	4	20
FRAS75	66	75	4.5	20
FRAS90	79	90	5.5	20
FRAS110	99	110	5.5	12

ELECTRICAL GUARD

GUARD

An alkathene low-density polyethylene "Pig's Tail"™

Electrical Guard is available in –
Natural *(indoor use only)*
Black *(indoor and outdoor use)*

Available in packs from 2m to 10m, boxes from 15m to 100m or spools from 150m to 500m.

Electrical Guard is designed to wrap around bundles of wires to make neat looms and protect the conductors.

Electrical Guard will accommodate a large range of diameters and allows break outs at any point.

NOMINAL INTERNAL & EXTERNAL DIMENSIONS			
PRODUCT CODE	ID mm	OD mm	Wall mm
E3SSG	2.5	4	.75
E6SSG	5	7	1
E12SSG	11	13	1
E16SSG	14	16	1
E20SSG	17.5	20	1.25



▲ **Without Electrical Guard**



▲ **With Electrical Guard**

TIDY TIES

FEATURES



PRODUCT CODE	QUANTITY PER PACK
TT **100** x 2.5	100
TT **143** x 3.2	100
TT **190** x 4.8	100
TT **280** x 4.8	100
TT **368** x 4.8	100
TT **380** x 7.6	100
TT **550** x 13.0	100
TT **762** x 9.0	100

Light Duty Tie

Standard Duty Tie

Heavy Duty Tie

Ultra Heavy Duty Tie

TECHNICAL DATA

Conformant Standards

U.L.: Mil Spec: IEC; VDE; DIN
Refer
M.S. 3367 M.S. 3368-physical dimensions
Mil-S-23190E - testing
Mil-Std-105D - sampling
Mil-C-45662 - test equip. calibration
Mil-1-45208A-Q.C. manual & systems

Smoke Emission

Low smoke
Halogen free

Material

NATURAL - Nylon 66 with additives
BLACK - Nylon 66 with UV stabilisers

Material tensile strength

80 N/mm^2 or 11200 p.s.i.

Electrical Data

Breakdown voltage	20kV/mm
Volume resistivity	2 x 10^{10} ohm cm
Moisture content	2.25% w.v. @ 23% / 50% / RH

Operating Temperature

-40°C to 85°C

Flammability

Passed - U.L. 94V-2

UV stability

Exceeds ASTM-D-4066 with 2.5% carbon black giving nominal 15 yrs normal exposure to UV with less than 10% yield in tensile strength.

ANTI-ABRASION SLEEVE



This very tough textile sheath is particularly suitable for the hydraulic and pneumatic sectors. It can be used to bundle multiple hoses or used to protect a single hose. Thanks to the toughness of the material used it has optimum resistance to mechanical stress and optimum compatibility with oils and organic products.

Working temperature from -40°C to 70°C

PRODUCT CODE	DIMENSIONS		
	ID mm	Width mm	Weight g/m
WAAS-20	20	35	27
WAAS-22	22	40	32
WAAS-25	25	45	34
WAAS-28	28	50	38
WAAS-32	32	55	42
WAAS-35	35	60	45
WAAS-38	38	65	48
WAAS-45	45	80	60
WAAS-50	50	90	65
WAAS-70	70	120	96
WAAS-90	90	150	112
Available in 100m rolls			



THERMOPLASTIC HOSE

THERMOPLASTIC HOSES WR7 SERIES

TECHNICAL-CONSTRUCTIVE FEATURES:

Internal core in thermoplastic polyester, reinforcement in polyester fibre, exterior covering in polyurethane; on request it is also available micro perforated for the passage of air and compatible gases.

APPLICATIONS:

WR7 series hoses have been created for oleodynamic use at medium pressure.

UTILISATION TEMPERATURE:

From -40°C to +100°C

Max. working temperature of air, water and fluids containing water: +65°C

WORKING PRESSURE

As prescribed by SAE standards safety ratio 1:4

SPECIFICATIONS

Hoses are in compliance with standards SAE J517 sec. SAE 100 R7, EN 855, ISO 3949.



The WR7 series hoses can also be produced, on request, in twin and multiple versions with the same technical features as the single version.
Reference code of single hose followed by
B = 2 hoses, T = 3 hoses, Q = 4 hoses, C = 5 hoses
Example: OL720000B = 2 hoses

• not provided for by the standard SAE 100 R7

Technical features of the OL7 Series hoses with textile reinforcement SAE 100 R7 standards

Part No.	Reference	internal inch	external inch	internal mm	external mm	min. Burst bar	min. Burst psi	Working max. bar	Working max. psi	min. Bend mm	min. Bend inch	Weight g/m
* WR7-2	OL710000	1/8″	0,334	3,5	8,5	920	13340	230	3340	30	1,18	57
WR7-3	OL720000	3/16″	0,393	4,8	10,0	840	12180	210	3045	35	1,38	73
WR7-4	OL730000	1/4″	0,464	6,4	11,8	800	11600	200	2900	50	1,96	90
WR7-5	OL740000	5/16″	0,563	8,0	14,3	760	11020	190	2755	55	2,16	128
WR7-6	OL750000	3/8″	0,629	9,7	16,0	700	10150	175	2535	75	2,95	155
WR7-8	OL760100	1/2″	0,799	13,0	20,3	560	8120	140	2030	95	3,74	219
WR7-10	OL770100	5/8″	0,925	16,0	23,5	420	6090	105	1520	125	4,92	277
WR7-12	OL780100	3/4″	1,043	19,2	26,5	360	5220	90	1305	150	5,9	330

Also available in non-conductive

THERMOPLASTIC HOSES WR8 SERIES

TECHNICAL-CONSTRUCTIVE FEATURES:

Internal core in thermoplastic polyester, aramidic fibre reinforcement, exterior covering in polyurethane; on request it is also available micro perforated for the passage of air and compatible gases.

APPLICATIONS:

WR8 series hoses have been created for oleodynamic use at high pressure.

UTILISATION TEMPERATURE:

From -40°C to +100°C

Max. working temperature of air, water and fluids containing water: +65°C

WORKING PRESSURE

As prescribed by SAE standards safety ratio 1:4

SPECIFICATIONS

Hoses are in compliance with standards SAE J517 sec. SAE 100 R8, EN 855, ISO 3949.



The WR8 series hoses are also available in twin version and, on request, multiple versions, with the same technical features as the single version.
Reference code of single hose followed by
B = 2 hoses, T = 3 hoses, Q = 4 hoses, C = 5 hoses
Example: OL840000B = 2 hoses

• not provided for by the standard SAE 100 R7

Technical features of the OL8 Series hoses with aramidic fibre reinforcement SAE 100 R8 standards

Part No.	Reference	internal inch	external inch	internal mm	external mm	min. Burst bar	min. Burst psi	Working max. bar	Working max. psi	min. Bend mm	min. Bend inch	Weight g/m
* WR8-2	OL810000	1/8"	0,279	3,5	7,1	1400	20300	350	5075	30	1,18	37
WR8-3	OL820000	3/16"	0,393	4,8	10,0	1400	20300	350	5075	35	1,38	72
WR8-4	OL830000	1/4"	0,464	6,4	11,8	1400	20300	350	5075	50	1,96	86
WR8-6	OL850000	3/8"	0,629	9,7	16,0	1120	16240	280	4060	80	3,15	149
WR8-8	OL860100	1/2"	0,799	13,0	20,3	980	14210	245	3550	95	3,74	225
WR8-12	OL880100	3/4"	1,043	19,2	26,5	660	9570	165	2390	150	5,90	352

Also available in non-conductive

THERMOPLASTIC HOSE cont'd

THERMOPLASTIC HOSES WHP SERIES

WHP series hoses has been created for oleodynamic use at very high pressure as well as very high pressure application of polyols, solvents and paints.



The WHP series hoses are also producible, on request, in twin and multiple versions, with the same technical features as the single version.
Reference code of single hose followed by
B = 2 hoses, T = 3 hoses, Q = 4 hoses, C = 5 hoses
Example: MTKH30000B = 2 hoses

TECHNICAL-CONSTRUCTIVE FEATURES:

Internal core in thermoplastic polyester (*polyamide), reinforcement with one or more aramidic fibre braids and a high tensile steel braid, exterior covering in polyurethane; on request it is also available micro perforated for the passage of air and compatible gases.

APPLICATIONS:

WHP series hoses have been created for oleodynamic use at very high pressure.

UTILISATION TEMPERATURE:

From -40°C to +100°C

Max. working temperature of air, water and fluids containing water: +65°C

WORKING PRESSURE

Safety ratio 4:1

Part No.	Reference	internal inch	external inch	internal mm	external mm	min. Burst bar	min. Burst psi	Working max. bar	Working max. psi	min. Bend mm	min. Bend inch	Weight g/m
WHP-4	MTKH30000	1/4"	0,551	6,4	14,5	2800	40600	**700**	10150	40	1,57	253
WHP-6	MTKM50000	3/8"	0,740	9,5	18,8	2800	40600	**700**	10150	90	3,54	383

THERMOPLASTIC HOSES WJC SERIES JET CLEANING

TECHNICAL-CONSTRUCTIVE FEATURES:

Internal core in thermoplastic compound, reinforcement with two braids in polyester fibre, exterior covering in anti-abrasion micro-perforated polyurethane.

APPLICATIONS:

WJC series hoses have been created for water applications in the high pressure cleaning sector.

UTILISATION TEMPERATURE:

From -40°C to +55°C

WORKING PRESSURE

Safety ratio 2:5:1

This range of hoses has been developed specifically for jet cleaning and drain cleaning industries with working pressures up to 1120 bar.

Technical features of the WJC Series hoses with textile reinforcement

Part No.	Reference	internal inch	external inch	internal mm	external mm	min. Burst bar	min. Burst psi	Working max. bar	Working max. psi	min. Bend mm	min. Bend inch	Weight g/m
WJC-04	JC837102	1/4"	0,5	6,4	12,7	862	12500	345	5002	50	1,96	115
WJC-06	JC857102	3/8"	0,649	9,7	16,5	862	12500	345	5002	75	2,95	167
WJC-08	JC767101	1/2"	0,881	13,0	22,4	700	10150	280	4060	75	2,95	295
WJC-12	JC787101	3/4"	1,161	19,2	29,5	500	7250	200	2900	120	4,72	454
WJC-16	JC797101	1"	1,448	26,6	36,8	500	7250	200	2900	150	5,90	635

Reel length: 80 - 100 - 120 - 150 - 180 - 200 - 250 m

TEKNOHOSE®

jet wash HOSE

This hose is the benchmark used in the pressure washer industry. All other hoses used in this industry only imitate the quality of TEKNOJET.

Internal diameter	inch mm	1/4" 6,4	3/8" 9,5	1/2" 12,8
Outside diameter	mm	14,6	18,7	21,8
Minimum burst pressure	bar	1600	1600	1200
Minimum bend radius	mm	100	130	180
Weight	g/m	0,360	0,525	0,620

TEKNOJET/2SN

JET WASH HOSE

Wire braided reinforced hoses for professional water-cleaning machines.

TECHNICAL FEATURES

OPERATING TEMPERATURE RANGE

-10°C / 150°C

QUALIFIED FLUIDS:

mineral oils, vegetable and rapeseed oils, glycol and polyglycol based oils, synthetic ester based oils, oils in aqueous emulsion, water

TUBE:

water resistant synthetic rubber

REINFORCEMENT:

two high tensile steel braids

COVER:

blue, environment resistant, synthetic rubber

TK-EVERGREEN/2ST

TEKNOHOSE®

hydraulic HOSE

ABRASION RESISTANT HOSES

Wire braided reinforced hoses for medium-high pressure lines and return lines, in severe environmental and abrasion conditions.

TECHNICAL FEATURES

OPERATING TEMPERATURE RANGE

-40°C / +100°C
with peak of +125°C

QUALIFIED FLUIDS:

mineral oils, vegetable and rapeseed oils, glycol and polyglycol based oils, synthetic ester based oils, oils in aqueous emulsion, water, diesel fuel (up to 93°C)

TUBE:

oil resistant synthetic rubber

REINFORCEMENT:

two high tensile steel braids

COVER:

black, synthetic rubber with weather, ozone, heat and abrasion resistance

Matched hose ends available.

Evergreen	size	-3	-4	-5	-6	-8	-10	-12	-16	-20	-24	-32
Internal diameter	inch mm	3/16" 4,8	1/4" 6,4	5/16" 7,9	3/8" 9,5	1/2" 12,8	5/8" 16,0	3/4" 19,0	1" 25,8	1" 1/4 31,8	1" 1/2 38,1	2" 50,8
Outside diameter	mm	15,8	17,3	19,0	21,4	24,6	27,6	31,6	39,5	50,6	57,0	69,8
Maximum working pressure	bar	415	400	350	330	275	250	215	165	125	90	80
Minimum burst pressure	bar	1660	1600	1400	1320	1100	1000	860	660	500	360	320
Minimum bend radius	mm	90	100	115	130	180	200	240	300	420	500	630
Weight	g/m	0,375	0,440	0,525	0,630	0,750	0,880	1,100	1,500	2,300	2,800	3,510

WELDALLOY

ADDRESS

9 General Macarthur Place
Redbank Qld 4301
Australia

TELEPHONE

+61 7 3277 2300

FACSIMILIE

+61 7 3277 2399

EMAIL

sales@weldalloy.com

WEBSITE

www.weldalloy.com